



Image by Yamini Ahluwalia

Teaching Resources

Search Teaching Resources in the TDSB Library Catalogue to access DVDs, as well as streamed media across all platforms including Curio, Learn360 & NFB
Preview all content in its entirety prior to classroom use.

LOGIN Seamlessly access & book materials available in Teaching Resources

- At school, select **Login** for automatic access
- At home, select **Login** and enter your employee number & password

SEARCH

Teaching Resources ▼ Keywords ▼ "mental health" 🔍

1. In the library catalogue, choose **Teaching Resources** from the library drop-down menu.
2. Enter your search terms & select the magnifying glass to search.

FILTER

Refine Your Search
Limit Search Result

Format [Refresh]

- DVD (140)
- electronic resour... (3)
- kit (3)
- Streaming Media (98)
- Streaming media (65)
- VHS (34)

[Minus]

Use the limits in the left-hand navigation bar to narrow your search. Limit your search results by:

- **FORMAT:** To find videos, select the limiters **DVD & Streaming Media**
- **PUBLICATION DATE:** Select the most recent resources by narrowing the publication date range to the past 5-10 years
- **SOURCE:** Choose to view only results from a particular platform (i.e. Curio, Learn360, NFB)
- **TARGET AUDIENCE:** Narrow results to a particular age range.

Once you have selected your limiters, choose the **Refresh** button to view your updated results.

BOOK & SAVE

When you have found a video that you would like to view:

- **BOOK ITEM:** If the resource is in a physical format (i.e. DVD), select **Book Item** to borrow the resource. A booking calendar will open. From the calendar, select the date that you would like to borrow the item and click **Apply**.
- **ADD TO FAVOURITE:** Select **More > Add to favourite** to save streamed media & physical media resources to a list of favourites. Create multiple favourites lists for different topics.

View your Favourites Lists & Bookings by selecting **My Account** from the top menu.

Shelf List
Locate It
Book Item
More ▼



Image by Yamini Ahluwalia

Curio

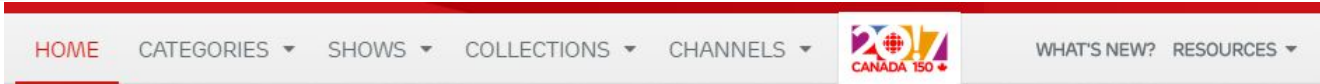
Use CBC's Curio to find Canadian documentaries & news programs on a range of topics including science, health & politics in English & French.

Preview all content in its entirety prior to classroom use.

CREATE AN ACCOUNT Access the full range of features Curio has to offer

1. Click **Login** in the top right hand corner
2. Under **Got an access code?** select **Click here**
3. Enter TDSB's access code **JB38-HDRQ** and your personal information

FIND



SHOWS: Find specific CBC programs including *The Nature of Things* & *Marketplace*


RESOURCES: Find resources organized by *curriculum connection* & access *Teacher Guides*

CATEGORIES: Browse videos by subject (e.g. *Bullying*, *Environmental Science*, *Equity & Social Justice*)

CHANNELS: Specialized content subscribed by the TDSB including *National Geographic* & *News in Review*

COLLECTIONS: Selected videos on classroom-friendly topics (e.g. *Celebrating Black History Month*)

WHAT'S NEW?: Go here to find the latest content added to Curio



Select the **magnifying glass** to search for **specific topics**. Use **quotation marks** to find phrases (e.g. "global warming"). After searching, use **filters** to narrow by grade.

CLIP & PLAY



Share

Once you select a video, choose **Share** to access the video permalink which can be shared within TDSB.

Annotate

Login to your account to use the **Annotate** feature. Create chapters within a video and use the chapters to jump to specific sections of a video during a lesson.

Add to playlist

Use **Add to playlist** to group together videos on a particular theme.

HIGHLIGHTS

SHOWS	COLLECTIONS	CHANNELS
<ul style="list-style-type: none"> • <i>Doc Zone</i> • <i>Marketplace</i> 	<ul style="list-style-type: none"> • <i>8th Fire</i> • <i>Residential Schools: A Sad Chapter in Canadian History</i> 	<ul style="list-style-type: none"> • <i>News in Review</i> (includes teaching guides) • <i>National Geographic</i>



Image by Yamini Ahluwalia

Learn360

Use Learn360 to find student-friendly videos on a variety of topics including careers, health, guidance & counselling, and world cultures.

Accessing Learn360 from home? See Learnmark for remote access password.

Preview all content in its entirety prior to classroom use.

LOGIN TO YOUR ACCOUNT Access the range of features Learn360 offers

1. Click **MyLearn360** in the top right hand corner
2. Enter your username - **048[Employee#]** - and your password - either **048[Employee#]** OR **tdsb**

FIND

Browse Subjects

1-4 of 18 View All ▾



English & Language Arts
2,106 Titles



Environmental Science
875 Titles



Family & Consumer Sciences
729 Titles



Geography
999 Titles

BROWSE

- Use visual menu on homepage to select videos on specific subjects
- Choose **Menu > Browse Videos** in top right-hand corner to view list of all subjects & subtopics

SEARCH

- Enter keywords into search box & filter results by grade, subtopic & video type
- Select **Search by Standards** to search for videos related to specific curriculum strands


CLIP & PLAY

My Custom Segments

[New Folder](#)
[Organize](#)
[Delete](#)

☰
☰


Date Created ▾



Special Soils

From Title: Deep Down and Dirty: The Science of Soil

Added on 03/02/2016 | [Share](#) [Delete](#)




American POWs

This video outlines the challenges that faced POWs during the American Revolution.

From Title: POWs Of The American Revolution

Added on 03/02/2016 | [Share](#) [Delete](#)



Save the Turtles

This segment addresses strategies for saving the turtles

From Title: The Turtles of Costa Rica

Added on 03/02/2016 | [Share](#) [Delete](#)

SHARE: Once you've selected a video, choose **Share** to access the video permalink which can be shared within TDSB .

PLAYLIST: Once logged in, select **Playlist** to save a selected video to lists of favourites or playlists .

SEGMENT: Once logged in, choose **Segment** to create a clip from a longer video. Play the video & select the **Set Start Time & Set End Time** buttons at the points you'd like to clip.

DOWNLOAD: Choose download to save the full video to your computer & play offline. ***Only available for some content**

HIGHLIGHTS

BROWSE

Browse the following highlighted subjects :

- *Environmental Sciences*
- *Geography*
- *Social Studies*
- *World Cultures*

FILTER

Once you have chosen a subject, select the **Documentary Films** filter in the left-hand navigation under **All Types** .

- ▾ All Types
- ▾ Video
 - Documentary Film
 - Educational Video

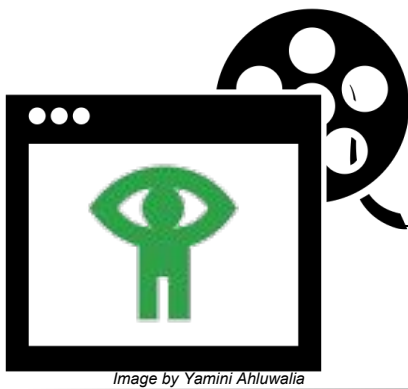


Image by Yamini Ahluwalia

National Film Board

Use the National Film Board to find Canadian documentaries & news programs on a range of topics including diversity & ethics in English and French.

Preview all content in its entirety prior to classroom use.

CREATE AN ACCOUNT Access the full range of features NFB has to offer

1. Visit <https://www.nfb.ca/education/tdsb> to create your account
2. Enter your school email & choose **Sign Up**.
3. Check your email for instructions on setting up your **password**.

FIND



SEARCH

Type in a **keyword** to find a film on **aspecific subject**

FILMS

Browse through films by **title, director** or **subject**. Find playlists.

DOCUMENTARY

Find **highlighted documentaries** on **hot topics** and **new releases**

ANIMATION

Browse NFB's **animated films** and find **award winners**

INTERACTIVE

Find **online interactive film experiences** and **apps**.

EDUCATION

Sign in to your **Campus** account to access educator specific content. Browse films by **school subject** and find **learning bundles**

SEARCH

- FILMS
- DOCUMENTARY
- ANIMATION
- INTERACTIVE
- EDUCATION

SIGN IN



CLIP & PLAY

Chaptering of: Fists of Pride
ONFB, 2012, 63 min 46 s

Creating new chapter

ADD TO YOUR PLAYLIST: Once logged in, choose the **clock icon** on a selected video to group together videos on a particular theme. Either select an existing playlist or create a new one.

CREATE CHAPTERS: Choose the **scissor icon** to clip out a section from a longer video. A clip editor will open. Click the green **Create a Chapter** button and drag the green markers to select your clip. Save your clip and add to a playlist, if desired. Access saved clips in **MyCampus**.



HIGHLIGHTS

BROWSE

Choose Films

- Under **Explore By** choose **School Subjects**
- Narrow results by age

CAMPUS

Once logged in, choose **Campus** from the left-hand menu. Select **Learning Bundles** and filter by subject & age.

Highlighted titles :

- *Gender & the Media*
- *Body Image in the Media*
- *Talking about Gender Diversity with My Prairie Home*